

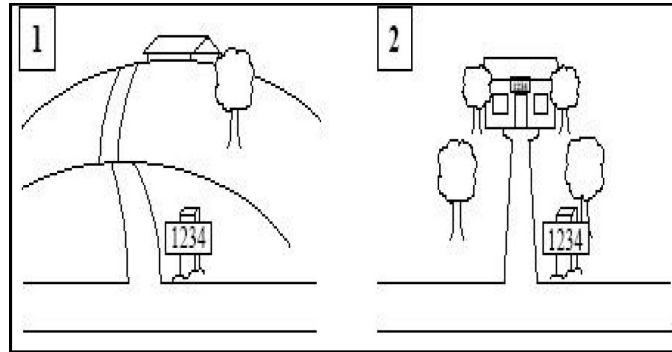
HOW TO DISPLAY YOUR ADDRESS

- ▶ Numbers must be at least four inches tall at the front entrance (or a location easily visible from the street) that contrasts with the background. Provide proper illumination for your address.
- ▶ Remove any landscaping, such as branches or vines, which may be obstructing your address.
- ▶ For driveways off main roads, place your address numbers on a post/marker at the entrance of the driveway
- ▶ Numbers should be in an Arabic numerals (plain block numbers), not script or written numbers.
- ▶ On a corner lot, your numbers should face the street named in the address.
- ▶ If live in a very rural area; the address should be at the end of the driveway (or mailbox post if it is on the same side of the street as the driveway) as well as on the house.
- ▶ When the house is located some distance from the street, or when the view of the house is blocked by trees, shrubs or out-buildings, the house numbers should be on a marker attached to a tree, fence, gate or lawn stake.

DO A CHECK!

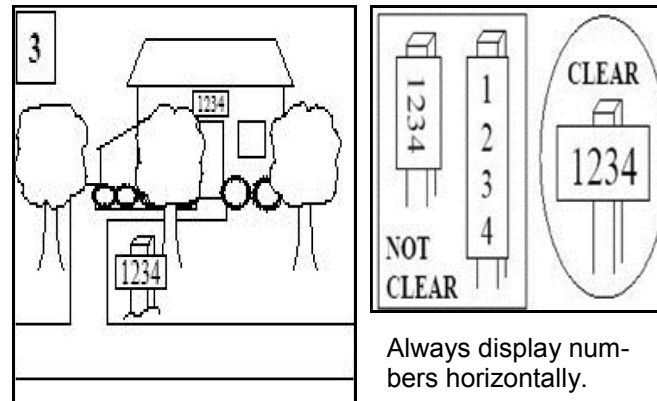
MAKE SURE YOU CAN SEE YOUR ADDRESS FROM THE STREET!

WHERE TO PLACE YOUR ADDRESS



(As shown above in examples 1 and 2) If your house is not visible or is too far from the road for the numbers to be seen at night; display your address at both the driveway entrance and on your house

especially if you are sharing a driveway



(Example 3 above) Even if your house is close to the road; displaying your address on both the house and at the end of your driveway entrance will help emergency services locate your house quickly

Always display numbers horizontally.

NOTE: reflective numbers are very helpful, keep in mind that they need to be large enough to be seen from a distance.


For questions, refer to the guidelines sheet or call 304-466-7162

▶ HOW TO PROPERLY DISPLAY YOUR PHYSICAL ADDRESS



PO BOX 97
 HINTON, WV 25951
 911address@frontier.com
 304-466-7162

PROPERLY DISPLAYING YOUR ADDRESS COULD SAVE YOUR LIFE!



Every structure assigned an address must have the address posted in a visible location. Posting your address correctly will:

Help Emergency Responders protect your family and property. A visitor, child or an injured person may be unable to

give clear directions. New emergency personnel may be unfamiliar with your area; seconds count in an emergency.

Give your structure identification for Utility Services:

Phone, electric, gas, cable and other companies rely on an address to begin new service or respond to a maintenance issue.

Identification for Mail Services:

Mail, package and other deliveries require an address. Having your address clearly displayed will ensure proper delivery.

A physical address is now required by DMV in order to issue or renew a drivers license or State Photo ID card.

IT'S THE LAW!

Per the 9-1-1 Addressing and Mapping ordinance Section 10.1, you can be fined up to \$500.00 for non compliance

HOW NOT TO DISPLAY YOUR ADDRESS

BRASS, BRONZE AND METALLIC NUMBERS



Can you make out the brass numbers? If you were looking around would it catch your eye? Imagine if it was at night.

If sunlight or other light, should reflect at just the right angle to hit your eye, the number becomes visible for a split second. It's like a flash and then it's gone. Unless something is reflecting off the numbers they tend to blend in. This is true during daylight hours and especially at night.

CUSTOM ROAD SIGN ADDRESSING

1234 MAIN ST

Imagine it is at night and house after house has this type of address sign at the end of their drive. How difficult do you think it would be to find Oak Ln among numerous "Main Streets" (or one specific house number) in the middle of all of them?

While you might think that it would make it easier for emergency services to find your location by having a custom "road" type sign made; it often makes it more difficult. Using reflective numbers is fine but once you add the road name it looks like any other road sign.

SCRIPT TYPE ADDRESS NUMBERS



This type of addressing looks quite decorative but it is very hard to see from the road. Using the required, plain Arabic number is a much better choice.

When you first looked at this house address, did it take you a moment to realize what it meant? Remember, every second counts in an emergency

ADDRESSING YOUR MAILBOX



You might think that putting your address on your mailbox is a good way to display it; but once the flag is down the address can become obscured or may not be visible at all.

HOW TO DISPLAY YOUR ADDRESS

FRONT DOOR



While this example doesn't have the address directly on the door; it does show how to properly display it. The numbers are Arabic and 4 inches tall. It can be easily seen at night because they are illuminated by the porch light. The color of them is high in contrast compared to the rest of the house.

DO NOT put your address directly on the door. Front doors are often left open, especially during warmer months and during holiday seasons, decorations can completely cover the address.

YARD MARKERS



This is a good example of how to display your address in the yard. Notice how even at night, it is easily seen.

Keep in mind that when using a yard marker you will need to place it at the end of the driveway. Be sure that the numbers appear on both sides of the marker and that it is displayed in such a manner so that it can be seen by both directions of traffic.

PROPER MAILBOX ADDRESSING



The best way to display your address on your mailbox is on the post itself. Make sure that is high contrast like the example shown here. Also be sure to display the address on both sides of the post so that it can be seen from both directions of traffic.

If your mailbox is located across the street from your driveway you will also need to display your address using a yard marker or something similar.